



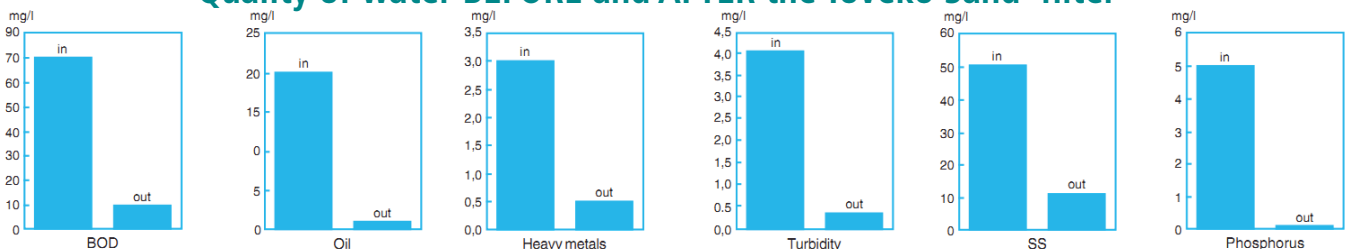
# THE TOVEKO Continuous Sand Filter



The sand filter TOVEKO is the best way to remove suspended solids (SS) from raw water. The sand filter with an automatic sand regeneration can be used with or without chemical precipitation. The TOVEKO cleans itself while in service and the sand bed is therefore continuously moving. The water quality at the outlet

is at any time optimum and higher than any other sand filtration. The compact nature of its modular construction provides significant advantages. The maximum flow through the filter varies depending on the actual SS content of influent. The filtration speed can vary between 5 to 15M/h.

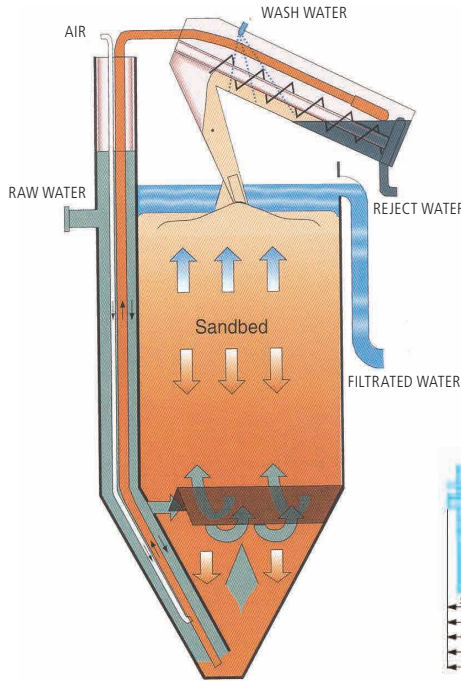
## Quality of water BEFORE and AFTER the Toveko Sand filter



# The TOVEKO sand filter

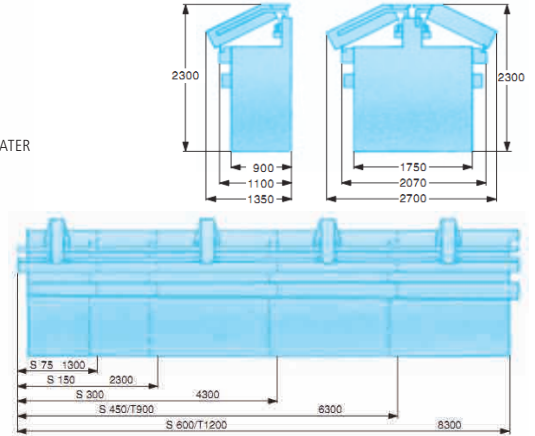
## ► How it works

The incoming water is channelled to a longitudinal inlet shaft, injected into and spread evenly through the bed. Solid impurities are filtered off from the water and will remain in the sand. The filtered water is led away from the surface by means of V-notch openings along the entire length of filter. The polluted sand is transported continuously using an airlift from the bottom of the filter to an open sand washer placed above the filter. The sand wash is of the leaning screw type, where the grains of sand are rubbed against each other in a counter stream of water. The washer speed is adjusted automatically according to the headloss across the filter. Simple, reliable and resistant, this technology has proved itself for over 30 years.



## ► Advantages

1. Installation made effortless
2. Sand turnover is automatic
3. Stable filtration
4. Efficient purification



	CX-25	CX S-75	CX S-150	CX S-300	CX S-450	CX S-600	CX T-900	CX T-1200
Filter bed surface area (m <sup>2</sup> )	0.25	0.75	1.5	3.00	4.50	6.00	9.00	12.00
Maximum hydraulic capacity (m <sup>3</sup> /h)	3.5	11.25	22.5	45	67.5	90	135	180
Typical capacity for wastewater (m <sup>3</sup> /h)	2.5	7.5	15	30	45	60	90	120
Weight empty (kg)	200	350	600	1150	1700	2200	3100	4000
Approximate operating weight (kg)	700	1850	3700	7200	10700	14200	21100	28000
Installed power (230/400 VAC) (kW)	0.18	0.36	0.36	0.54	0.72	0.9	1.44	1.8
Max. compressed air consumption (NI/min)	30	30	50	100	150	200	300	400
Wash water consumption (l/min)	2-5	3-6	5-10	10-20	15-30	20-40	30-60	40-80
Maximum available headloss (mm)	650	650	650	650	650	650	650	650



## KAMPS Water Treatment Product Range

- AIRMAX® Aerators • Covermax • Solairmax • Membrane bioreactors • Continuous sand filter • Sludge dewatering systems (belt thickeners, belt press, plate filter press) • Sludge dredging solution • Integrated BIOMAX water treatment plants • Shelter



**Best Science • Best Support • Best Success**

KAMPS is an industrial company specialising in water treatment. Its flexible structure enables it to guarantee its customers a fast, flexible and dynamic response to their requirements.

### Contact us

**KAMPS s.a.-n.v.**

Phone : +32 (0)2 219 10 60 • Fax : +32 (0)2 217 41 31 • e-mail : info@kamps.be

Head Office and Workshop : Rue de Nazareth, 5 • B-4651 Battice

Commercial Office : Rue du Ruisseau, 70 • B-1970 Wezembeek-Oppem

[www.water-aerator.com](http://www.water-aerator.com)

Represented by :

